

# Bangladesh Crime Reports 2020-2025

## A Data-Driven Look at Rising Crime Trends

---

Prepared by Apon Zahir, Senior Research Associate, CGS



### Introduction

On July 14, 2025, the Chief Advisor of the Interim Government of Bangladesh [posted on his official Facebook page](#), sharing data provided by the police headquarters. According to his post, he indicated that the data shows no significant rise in crime in Bangladesh since the interim government took office last year. CGS analysed the data provided in the original post by the chief advisor to prepare this rapid assessment paper, aiming to verify the claims made by the interim government.

---

---

## Key Findings

An analysis of the monthly average crime statistics in Bangladesh from 2020 to 2025 reveals a significant shift in certain serious crime trends in 2025. Notably, violent crimes, property-related offences, and violence against women and children have increased, indicating emerging challenges in public safety.

### Sharp Increase in Crimes

1. **Kidnapping:** The monthly average of kidnapping cases rose to 86.17 in 2025, marking a 61.1% increase from the previous year. This is the highest level recorded in the past six years and qualifies as a *major increase*.
2. **Banditry:** Cases increased by approximately 38.4%, reaching a monthly average of 162. This reflects a sustained rise over recent years.
3. **Rape:** Following a four-year downward trend, rape cases surged by 24.9% in 2025, a deeply concerning development.
4. **Violence Against Women and Children:** This category saw a 26.2% increase, reaching a monthly average of 1,383.7 cases. The figures point to a nationwide rise in domestic violence.
5. **Violation of Weapons Laws:** A 30% increase to a monthly average of 150.33 may reflect either a rise in armed criminal activity or increased law enforcement efforts.

### Moderate Changes and Stability

6. **Robbery:** Cases increased by 49.8%, with a monthly average of 61.17. Although just below the threshold for a *major increase*, the jump signals a resurgence in this crime category.
7. **Murder:** Recorded a 6% decrease, a welcome reversal of the recent upward trend.
8. **Riot Cases:** Declined by 15.3% after peaking in 2024, suggesting a reduction in political unrest.

### Statistical Insights

- **Outliers** were identified in several crime categories in 2025, notably kidnapping and speedy trial cases, indicating abnormal spikes in specific months.
- **Confidence intervals** for certain crimes, especially rape and violence against women and children, were notably wide, suggesting volatility and instability in monthly trends.

## Analysis of Monthly Average Crime Reports

Crime Type	2020	2021	2022	2023	2024	2025	% Change 2024–2025	Change Label	2025 Std Dev	2025 CI Lower	2025 CI Upper	2025 Outlier Count
Kidnapping	40.5	37.08	38.33	38.58	53.5	86.17	61.07	Major Increase	9.95	75.73	96.61	1
Weapon law	140.83	155.08	128.33	121.75	115.67	150.33	29.96	Moderate Increase	41.03	107.28	193.39	0
Women and Children Abuse	1328.83	1315.25	1310.25	1145	1096.83	1383.67	26.15	Moderate Increase	249.18	1122.17	1645.16	0
Rape	546.25	528.42	502.67	432.58	366.17	457.33	24.9	Moderate Increase	76.21	377.35	537.31	0
Robbery	25.17	25.67	33.83	26.58	40.83	61.17	49.82	Moderate Increase	11.62	48.97	73.36	0
Banditry	81.5	80.92	94	102.25	117.08	162	38.37	Moderate Increase	12.31	149.08	174.92	0
Cases filed for other reasons	5924.67	6122.33	6352.83	6385.25	6528.5	7118.33	9.03	Minor Increase	707.33	6376.03	7860.63	0
Attack on Police	37.42	50.67	50.08	50.58	53.5	54.83	2.49	Stable	22.24	31.5	78.17	1
Burglary	211.08	220.42	234.17	206.92	221.25	225.83	2.07	Stable	25.07	199.52	252.14	0
Theft	600	708.17	799.25	789.58	721.08	756.67	4.94	Stable	68.45	684.84	828.5	0
Speedy trial	72.58	93.08	94.33	92	102.17	82.67	-19.09	Minor Decrease	10.07	72.1	93.24	1
Murder	294.92	267.83	260.5	251.92	342.83	322.17	-6.03	Minor Decrease	21.93	299.15	345.18	0
Narcotics	6111.58	6639.58	6889.58	6366.92	4393.83	4158.83	-5.35	Minor Decrease	298.76	3845.3	4472.36	1
Riot	1.08	1.92	1.08	2.33	10.42	8.83	-15.26	Minor Decrease	4.22	4.41	13.26	2
Smuggling	230.58	189.42	190.5	208.42	173.83	160.83	-7.48	Minor Decrease	23.47	136.2	185.47	0
Explosives	12.17	22.33	38.5	64.83	50.42	33	-34.55	Moderate Decrease	3.35	29.49	36.51	0
Acid Attack	1.33	1	0.92	0.83	0.67	0.33	-50.75	Major Decrease	0.52	-0.21	0.88	0
Monthly cases filed	1566.05	16459.17	1701.9.17	16286.33	1438.8.58	1522.3	5.8	Minor Increase	1284.96	13874.51	16571.49	0

Fig: Table 1

**Source:** All data visualisations in this paper include averages calculated from the police case reports included in the Chief Advisor's Facebook post (Included in Annex)

---

## Methodology

This study analysed crime statistics in Bangladesh from 2020 to June 2025, using two datasets: a monthly dataset (18 crime categories) and a yearly dataset (2020–2025). Data was processed in Python using the pandas and scipy libraries. The data was processed as follows:

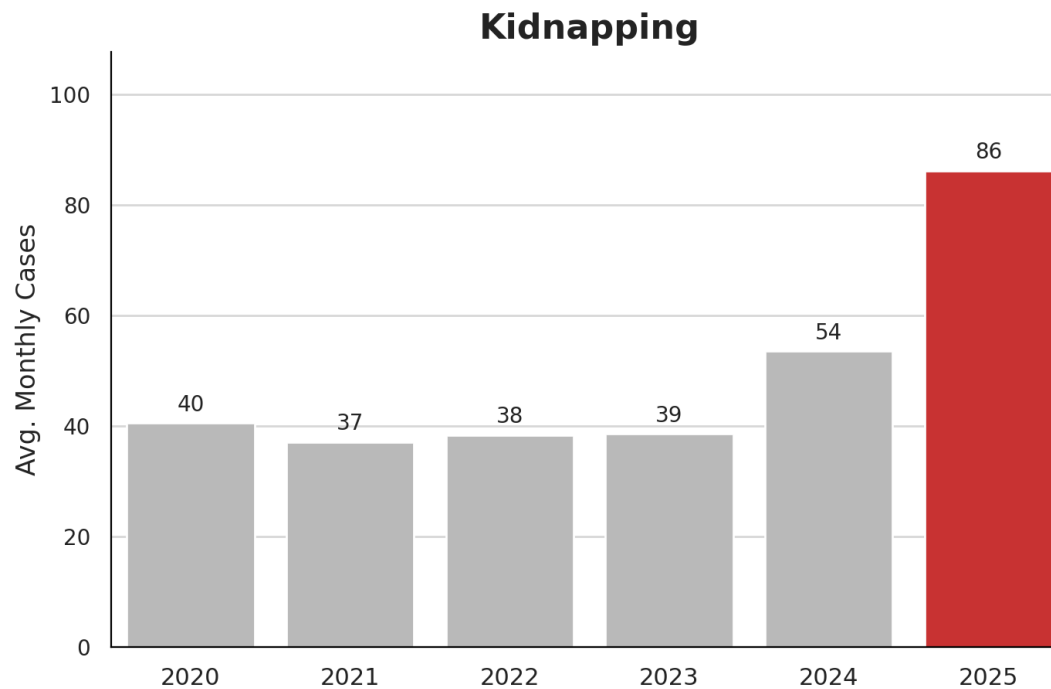
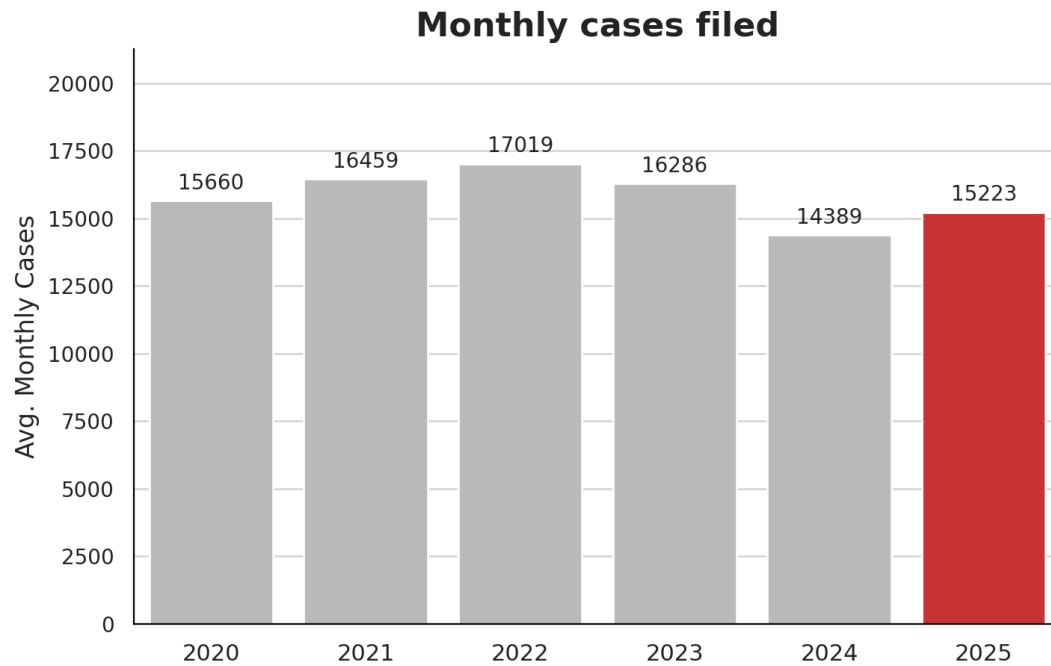
- Non-numeric columns (e.g., 'Month') were excluded.
- For each crime category (Jan–June 2025), we calculated:
  - **Mean:** Average monthly cases.
  - **Standard Deviation:** Using Bessel's correction ( $n-1$ ).
  - **95% Confidence Interval:** Computed with `scipy.stats.t.interval`.
  - **Outlier Detection:** Based on Interquartile Range (IQR). Months with values beyond  $Q1-1.5 \times IQR$  or  $Q3+1.5 \times IQR$  were flagged.
- Annual totals from 2020–2024 were converted to monthly averages by dividing each total by 12.
- 2025 monthly averages were merged with previous years for comparison.
- **% Change** =  $((2025 \text{ avg} - 2024 \text{ avg}) \div 2024 \text{ avg}) \times 100$
- This quantified the year-on-year shift for each crime type.
- Each crime category was labelled based on the % change:
  - **Major Increase:**  $\geq 50\%$
  - **Moderate Increase:** 20% to  $<50\%$
  - **Minor Increase:** 5% to  $<20\%$
  - **Stable:**  $-5\%$  to  $+5\%$
  - **Decrease:** Categorized as Minor, Moderate, or Major based on negative % change.

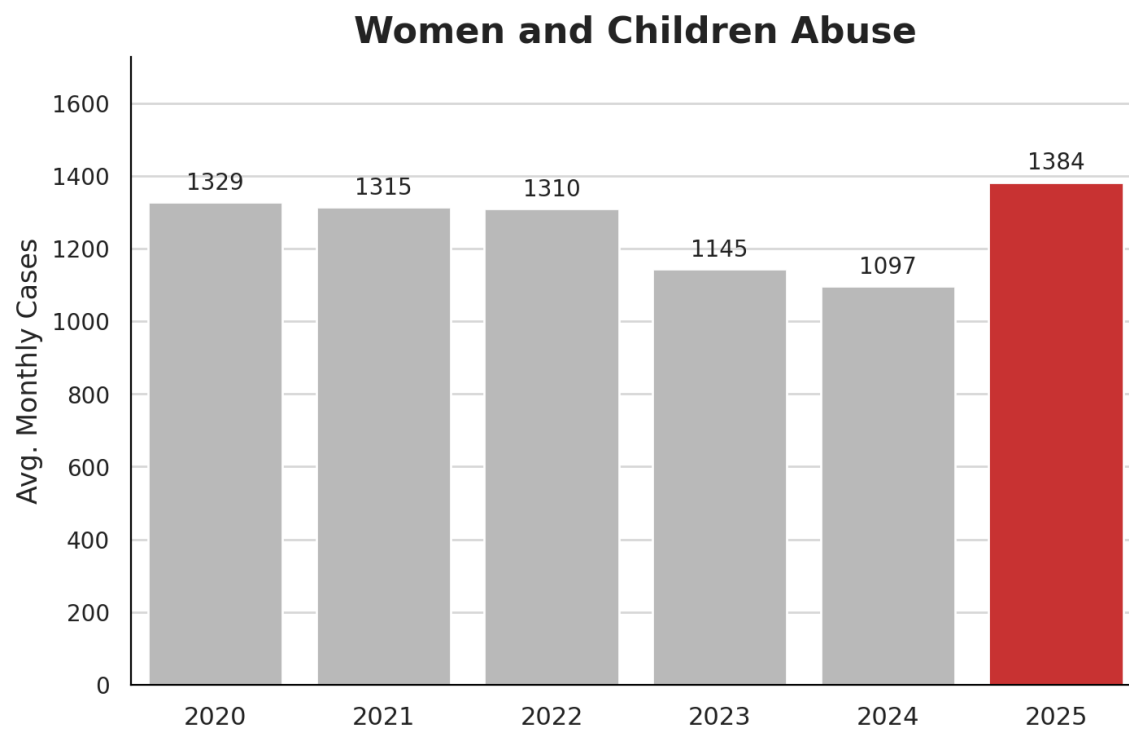
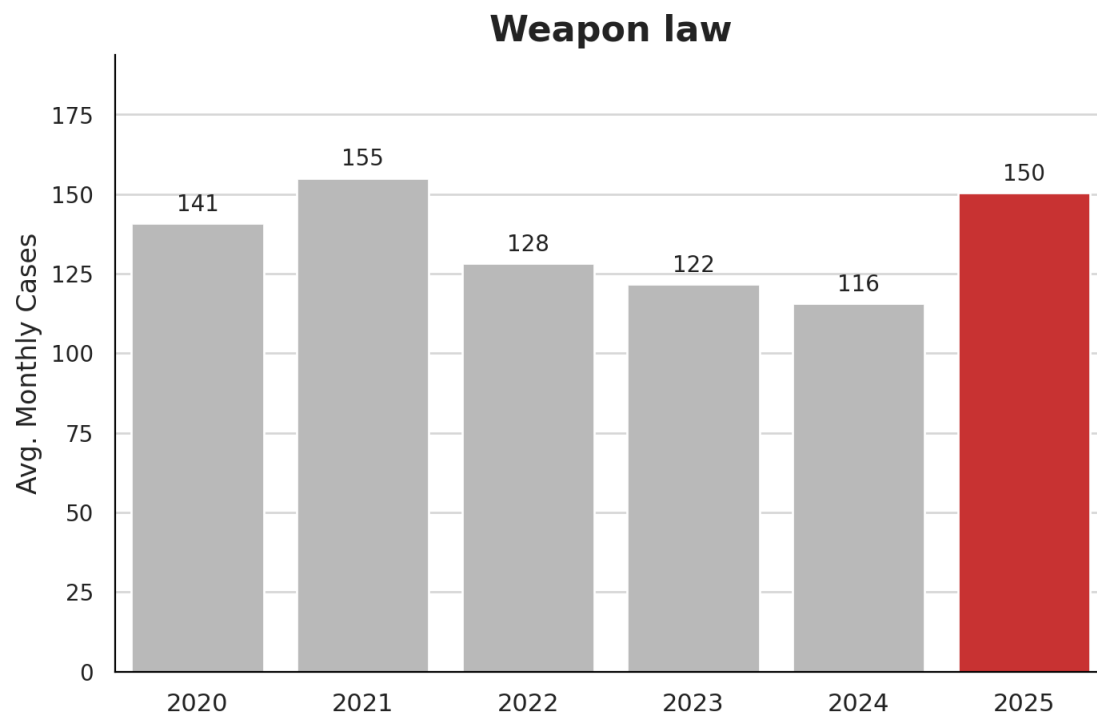
## Final Output

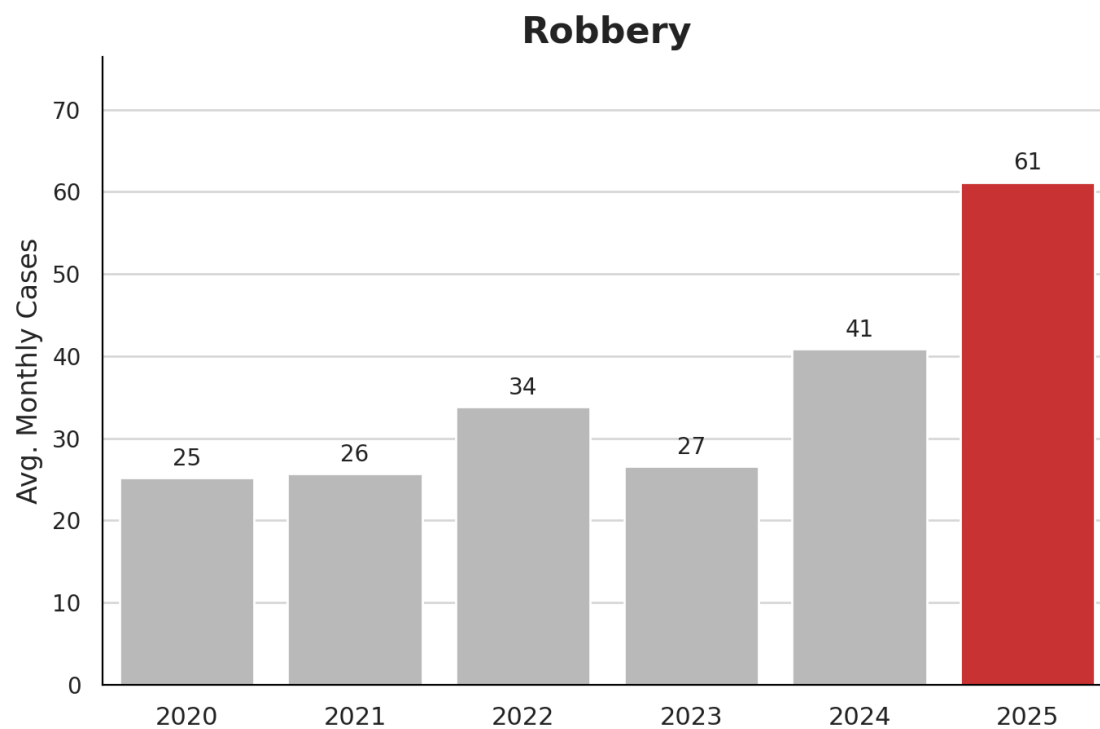
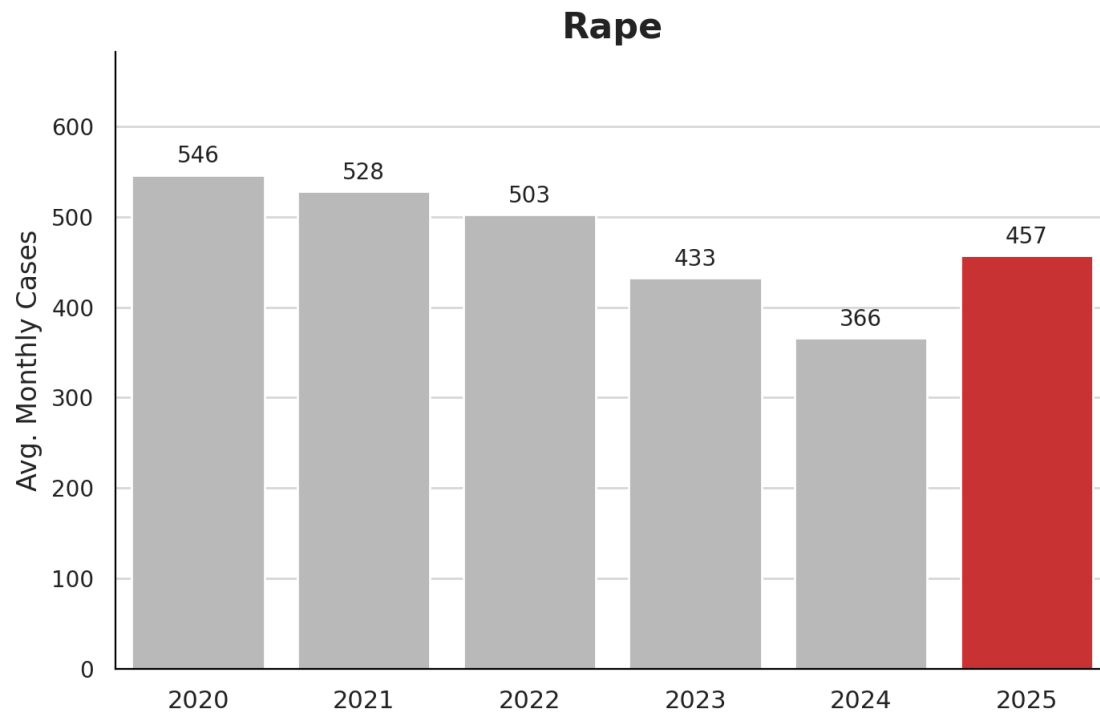
The resulting table (Table 1) offers a time-series view of monthly averages (2020–2025), allowing clear trend analysis and comparison across crime types.

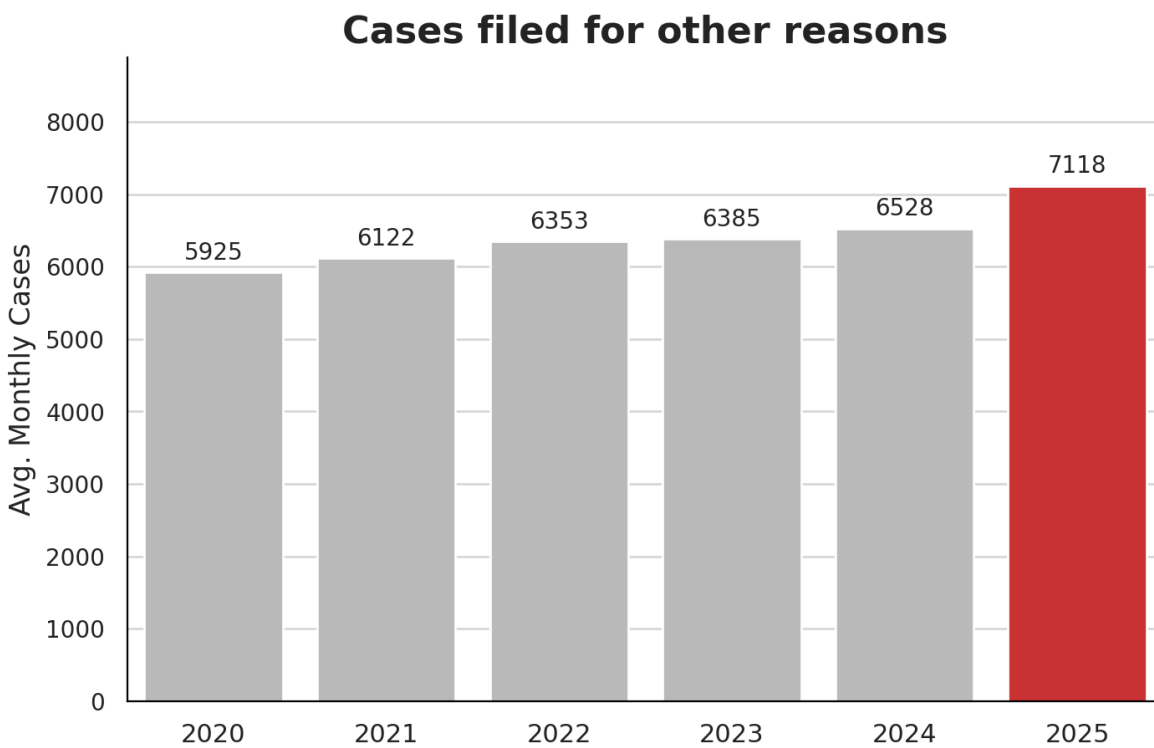
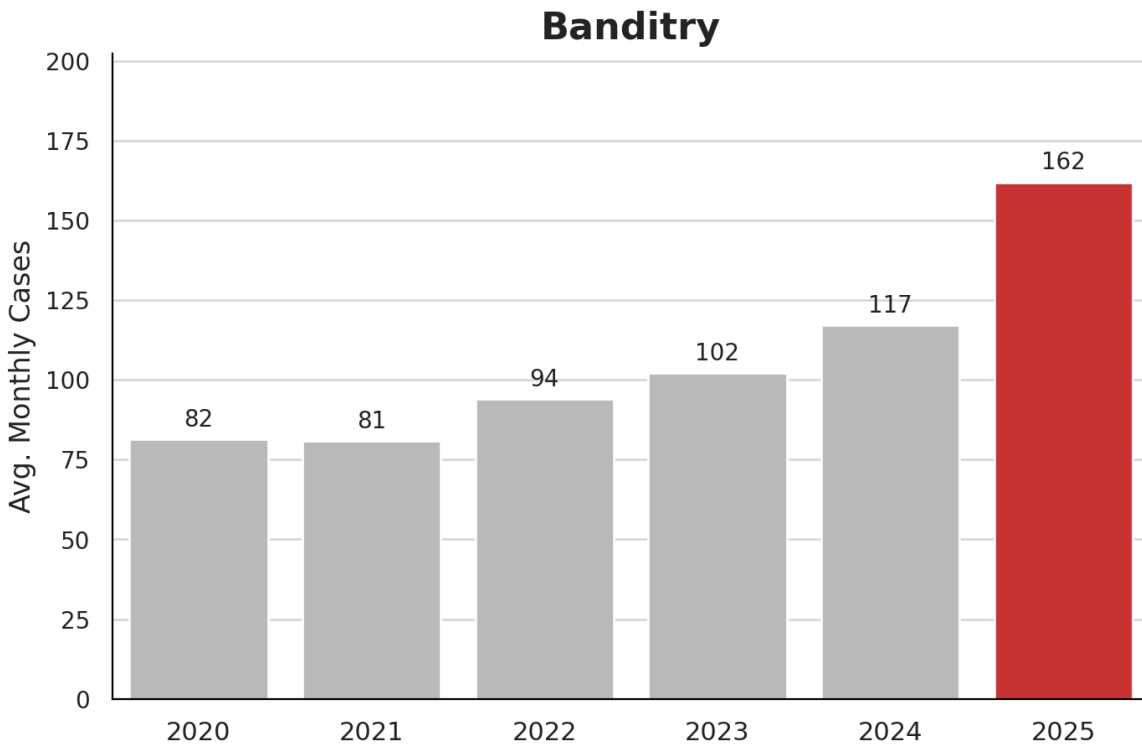
---

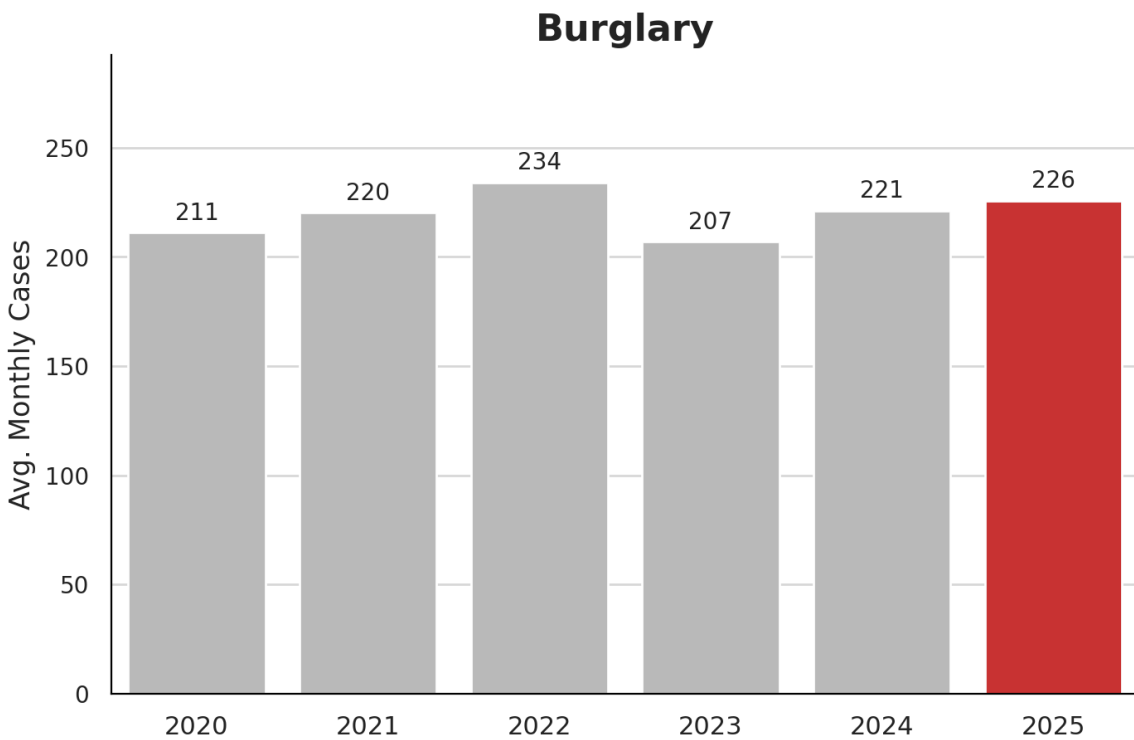
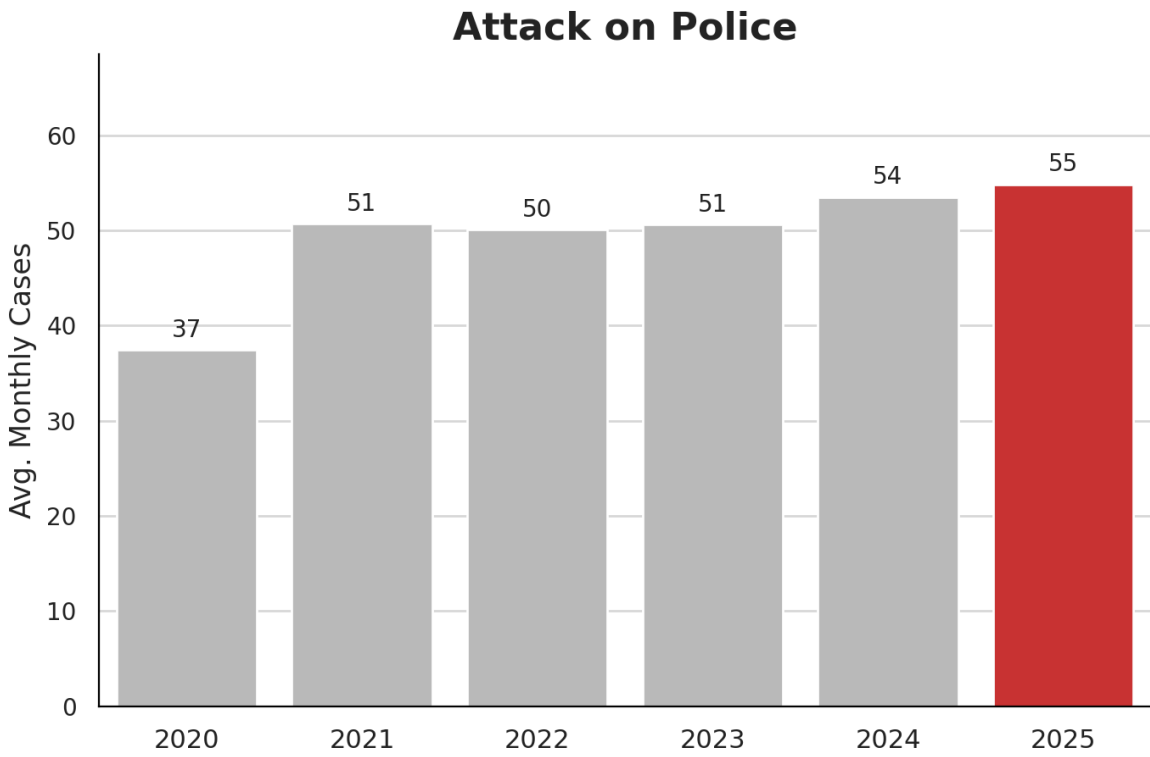
## Visualisation of Average Monthly Numbers by Case Type

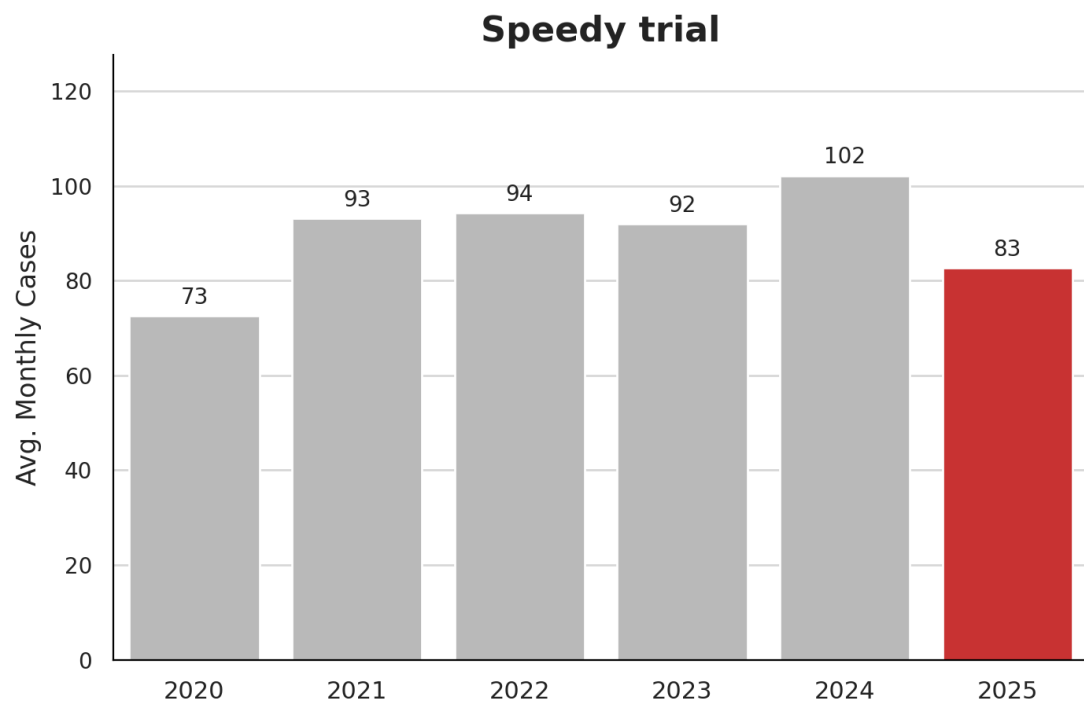
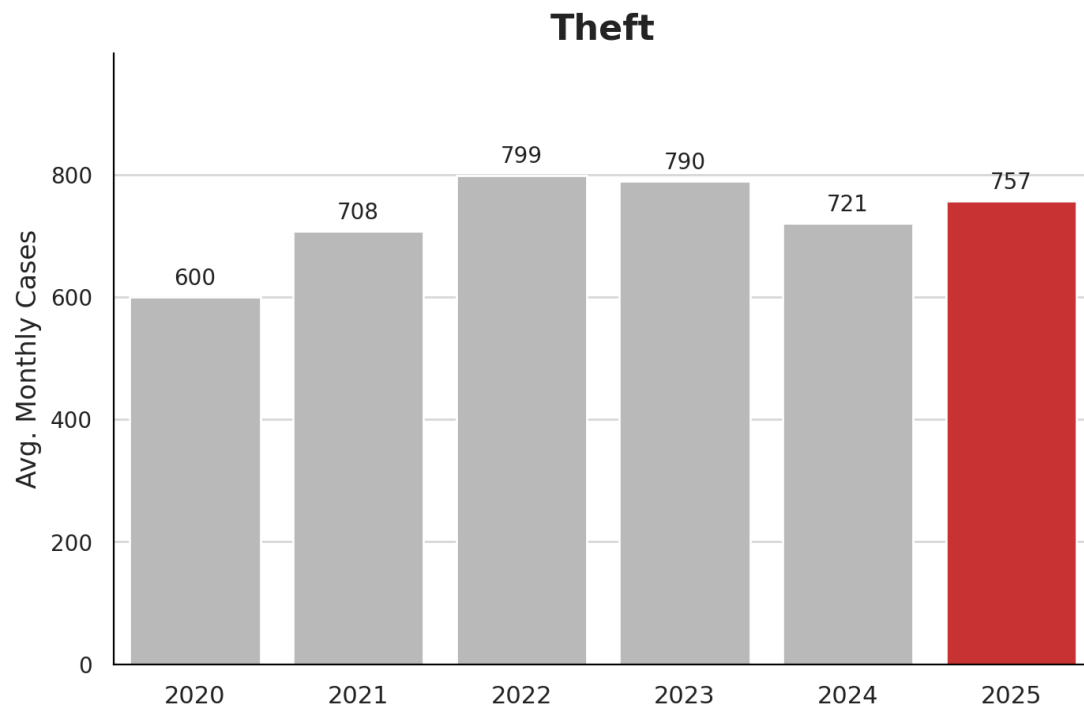


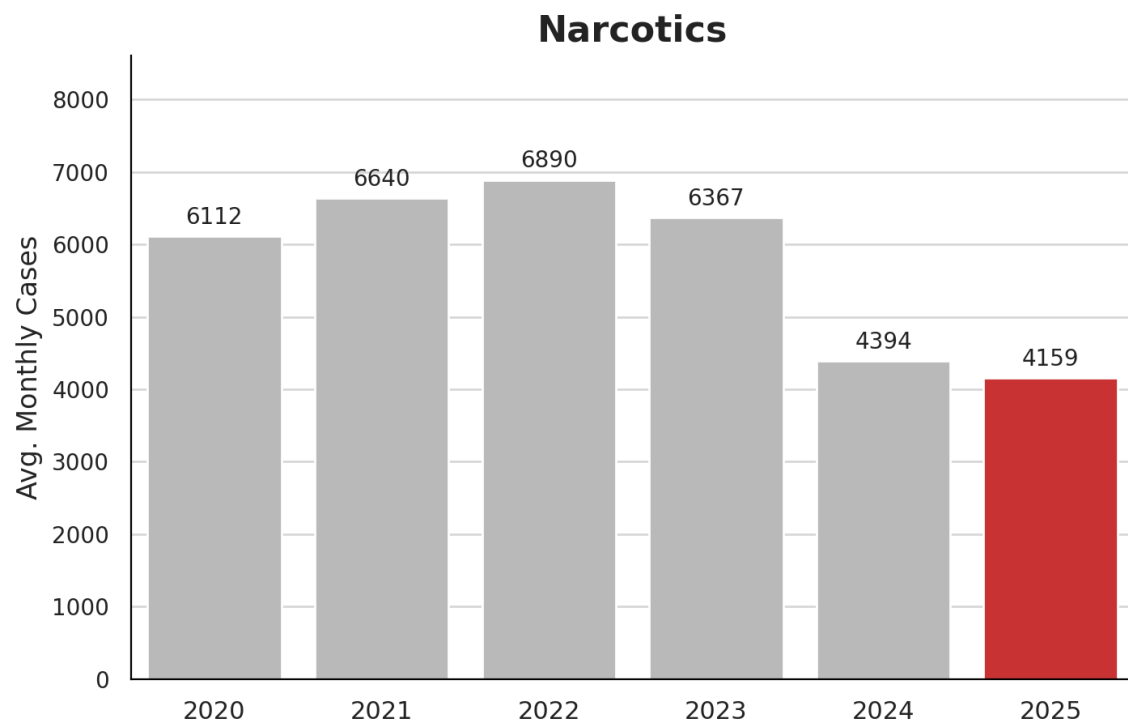
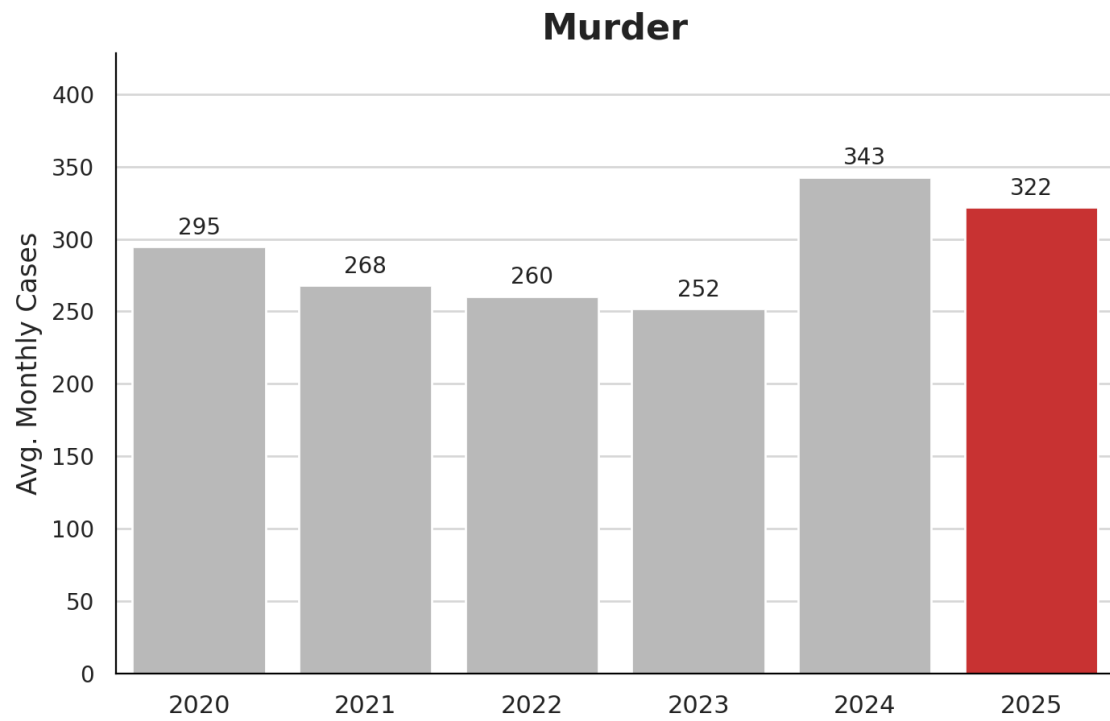


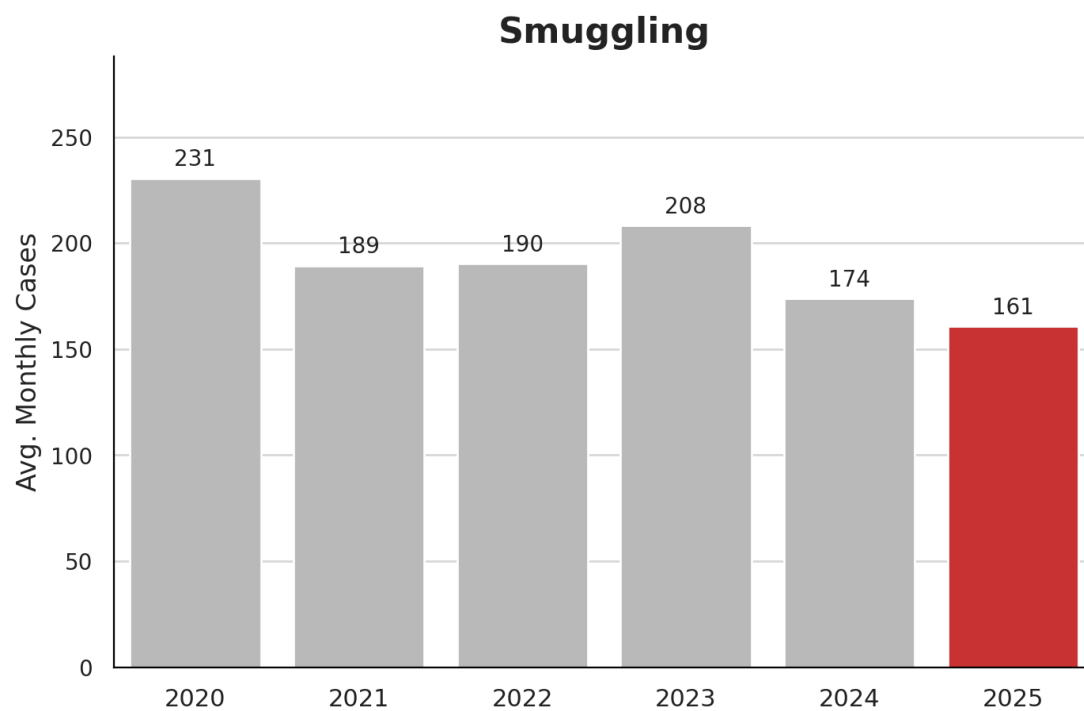
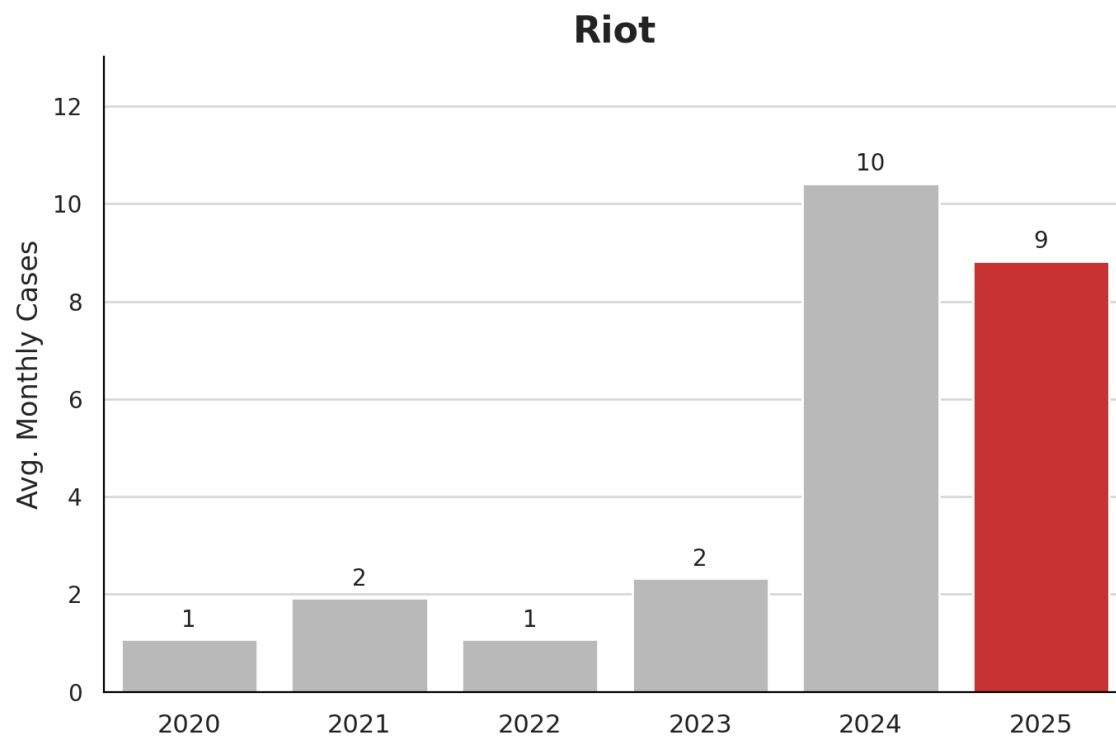


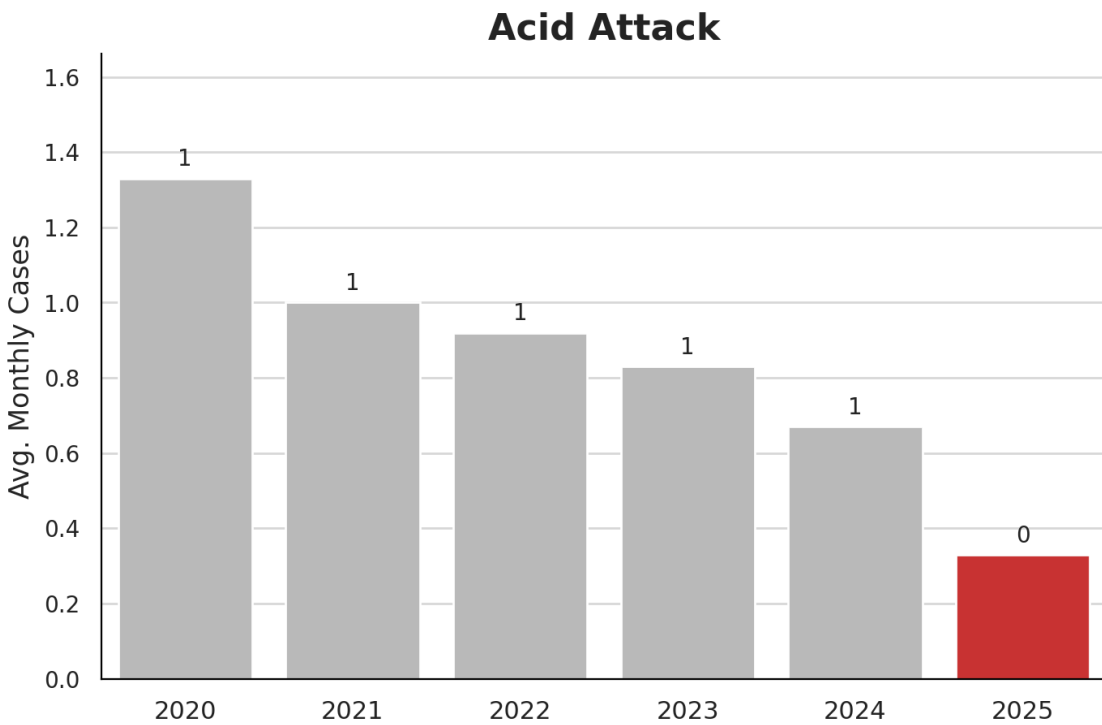
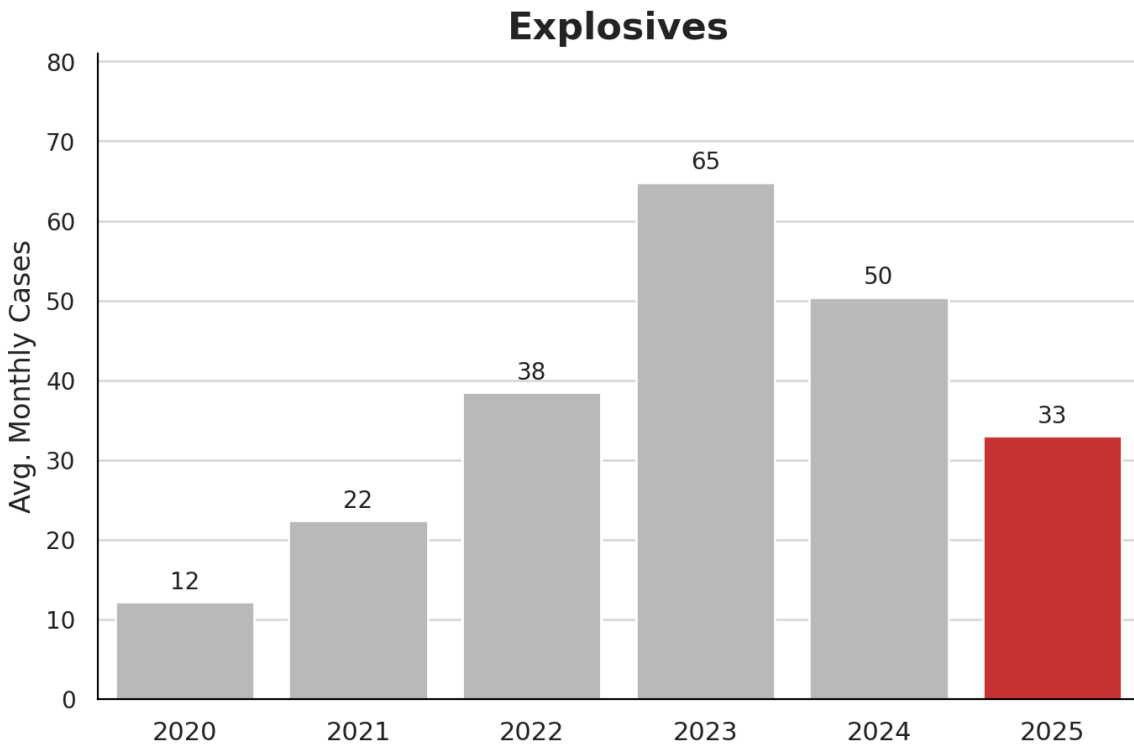












---

## **Conclusion**

The 2025 crime trend analysis indicates that Bangladesh has entered a period of significant criminal volatility, with a sharp rise in violent crime such as kidnapping, robbery, rape, and abuse against women and children. While reductions in murder and riot cases compared to the previous year offer some reassurance, the broader landscape of public safety remains concerning. These findings should serve as an urgent call to action for law enforcement agencies and policymakers, necessitating a reassessment of crime prevention strategies and the development of more robust social intervention mechanisms.

---

## Annex

### Yearly Crime Data 2020 - 2025 (June):

Cases	2025	2024	2023	2022	2021	2020
Robbery	367	490	319	406	308	302
Banditry	972	1405	1227	1128	971	978
Murder	1933	4114	3023	3126	3214	3539
Speedy trial	496	1226	1104	1132	1117	871
Riot	53	125	28	13	23	13
Rape	2744	4394	5191	6032	6341	6555
Acid Attack	2	8	10	11	12	16
Women and Children Abuse	8303	13162	13740	15723	15783	15946
Kidnapping	517	642	463	460	445	486
Attack on Police	329	642	607	601	608	449
Burglary	1355	2655	2483	2810	2645	2533
Theft	4540	8653	9475	9591	8498	7200
Cases filed for other reasons	42709	78342	76623	76234	73468	71096
Weapon law	902	1388	1461	1540	1861	1690
Explosives	198	605	778	462	268	146
Narcotics	24953	52726	76403	82675	79675	73339
Smuggling	965	2086	2501	2286	2273	2767
Total cases filed	91338	172663	195436	204230	197510	187926

## Monthly Crime Data September 2024 - June 2025:

Cases	June 2025	May 2025	April 2025	March 2025	February 2025	January 2025	December 2024	November 2024	October 2024	September 2024
Robbery	49	67	46	60	74	71	71	47	68	57
Banditry	151	177	149	171	153	171	160	133	157	104
Murder	344	341	338	316	300	294	302	337	399	583
Speedy trial	64	80	88	90	83	91	90	91	93	128
Riot	8	8	3	16	10	8	9	11	5	19
Rape	492	503	537	483	337	392	266	321	384	390
Acid Attack	0	0	1	0	1	0	0	1	2	0
Women and Children Abuse	1441	1584	1567	1571	1091	1048	932	1130	1174	1188
Kidnapping	80	82	89	83	78	105	74	67	96	65
Attack on Police	44	62	52	96	37	38	43	49	34	24
Burglary	244	229	221	206	193	262	237	231	248	233
Theft	722	765	717	866	673	797	727	716	722	605
Cases filed for other reasons	7051	7291	7857	7849	6059	6603	6327	6432	6318	6893
Weapon law	203	198	140	131	101	129	105	159	120	150
Explosives	29	33	35	29	37	35	32	56	86	128
Narcotics	4098	4443	4319	4075	3632	4386	4146	3978	3272	1827
Smuggling	147	182	153	198	143	142	183	194	237	151
Total cases filed	15167	16045	16312	16240	13002	14572	13704	13953	13415	12545