

FROM PLEDGES TO PRACTICE

*Report Launch*

# POLITICAL INCLUSION & DEMOCRATIC ACCOUNTABILITY

অঙ্গীকার থেকে বাস্তবায়ন: রাজনৈতিক অন্তর্ভুক্তি ও গণতান্ত্রিক জবাবদিহিতা

8 FEBRUARY 2026 | SUNDAY | DHAKA







## Study Design and Data Sources



### Survey

**115** were CHT  
Indigenous, **125**  
Plains Indigenous,  
**165** religious  
minorities, and **100**  
socio-economic  
minorities

The survey covered **505  
respondents**, of whom,  
with a small number of  
non-responses



**505**  
respondents



### Key Informant Interviews

The KIIs involved **civil  
society members,  
journalists, and  
minority  
representatives**

**10 KIIs** were  
conducted



**10 key**  
informants



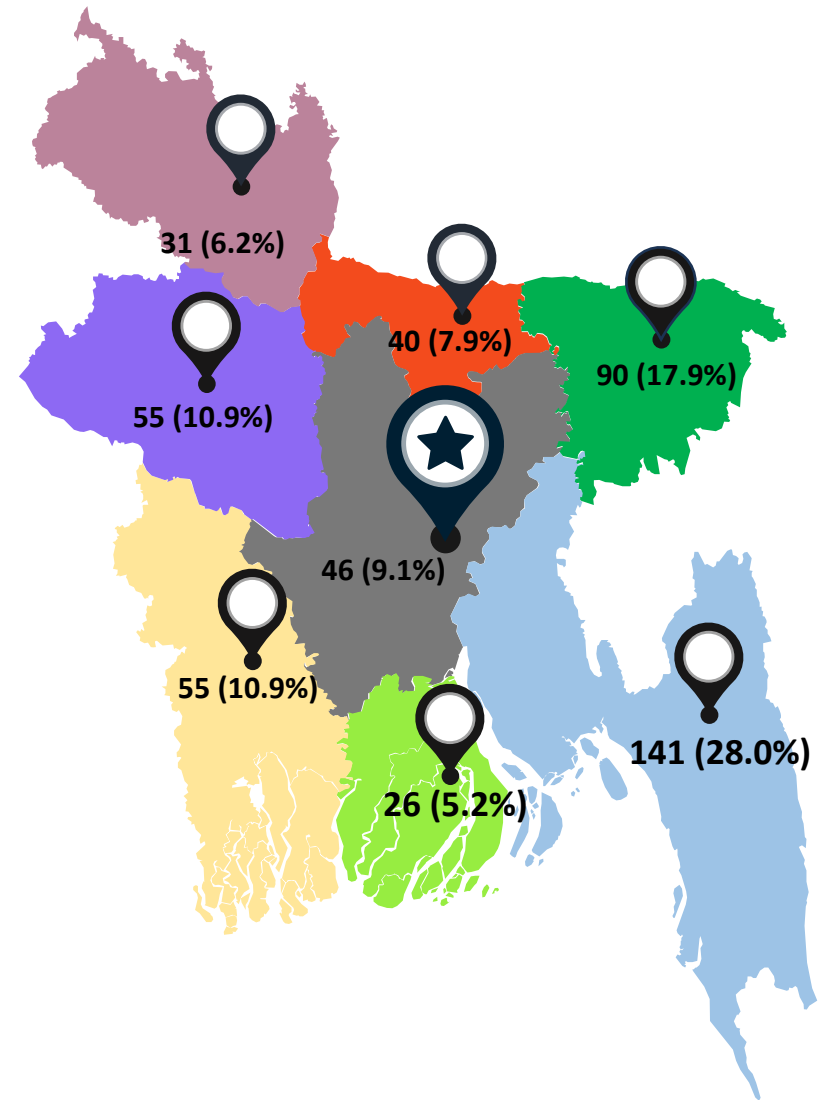
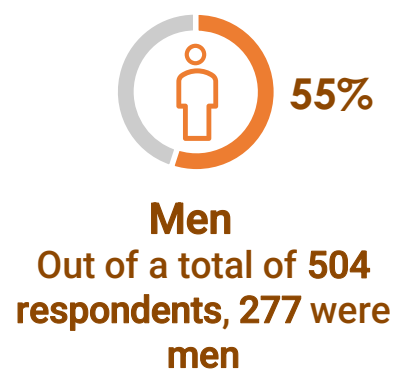
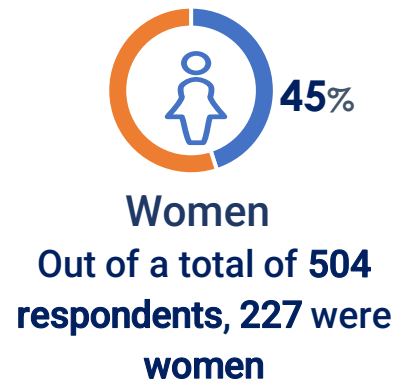
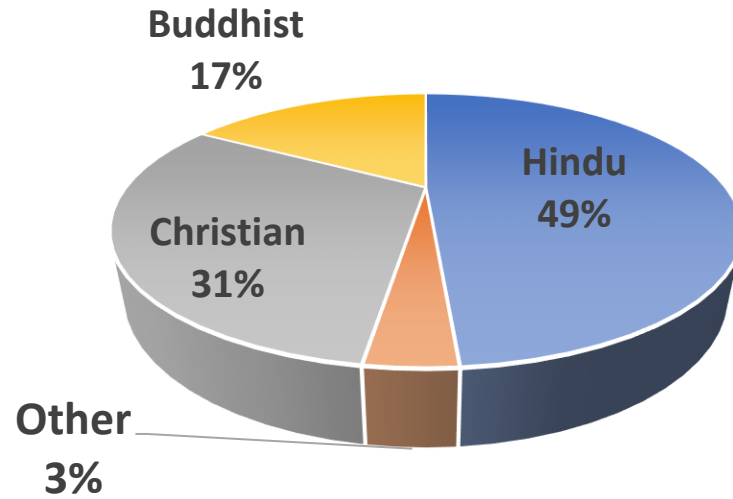
### Roundtable Discussions

held in **Dhaka, Sylhet,  
and Rangpur** with  
**minority  
communities, civil  
society members, and  
journalists**

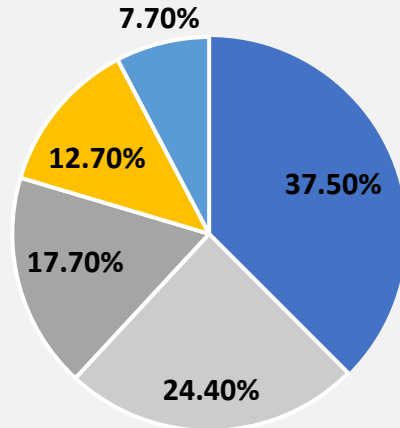
**Four regional  
roundtables**  
were conducted



**4 roundtable**  
discussions



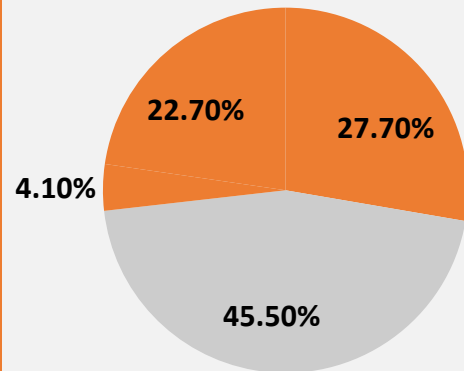
Education



- Tertiary 37.5%
- Higher Secondary 24.4%
- Secondary 17.7%
- Primary 12.7%
- No Formal Education 7.7%

Out of the total respondents, **189 individuals (37.5 %)** had completed tertiary-level education, holding a Bachelor's or Master's degree.

Dropped out

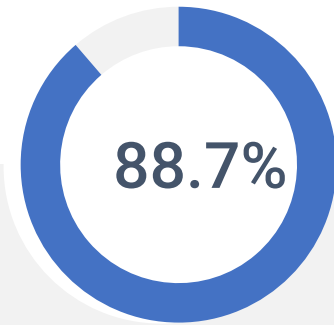


- Dropped out Due to Poverty 27.7%
- Never Dropped out 45.5%
- Has Experienced Dropped out 4.1%
- Could not Complete education 22.7%

Out of the **488 respondents, 266 (54.5 %)** reported experiencing dropout from the formal education system at some stage

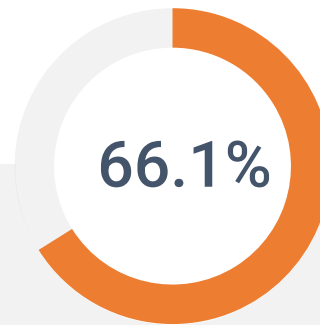
# Electoral Awareness

## Voting Rights



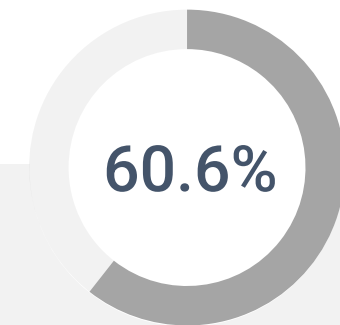
Out of **495** respondents, **88.7 %** were aware of their voting rights, while **11.3 %** were not.

## Election Irregularities



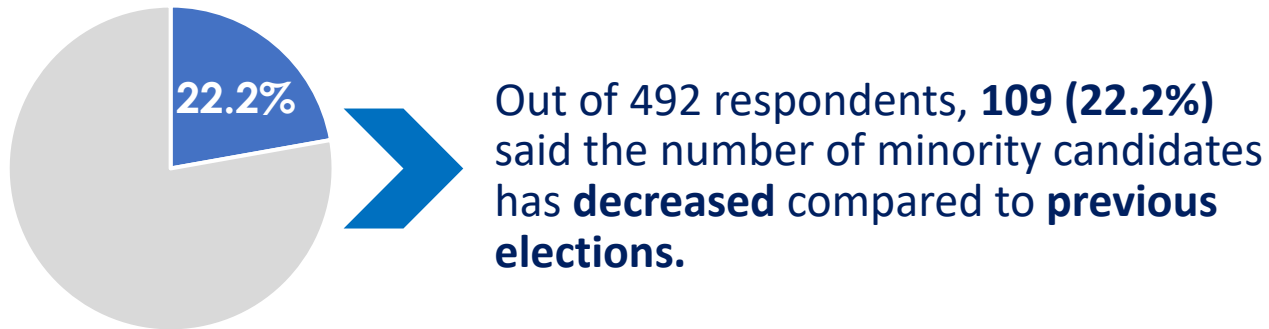
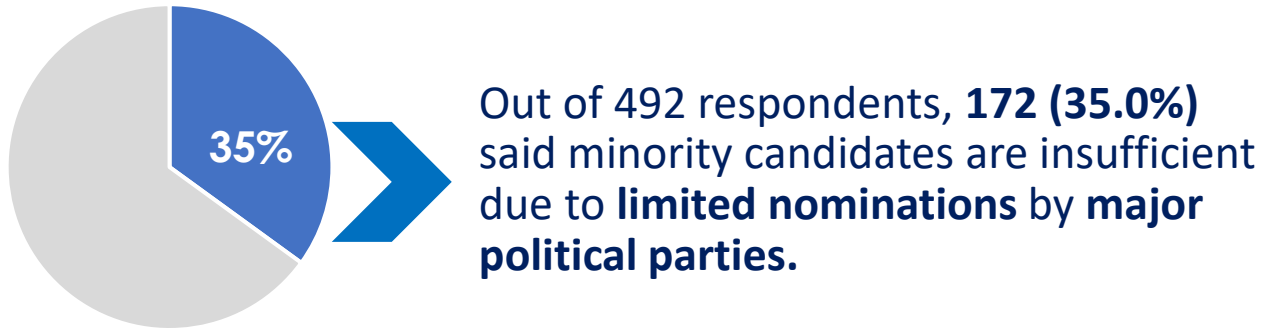
Out of **496** respondents, **66.1%** were aware of election irregularities, while **33.9%** were not.

## Reporting

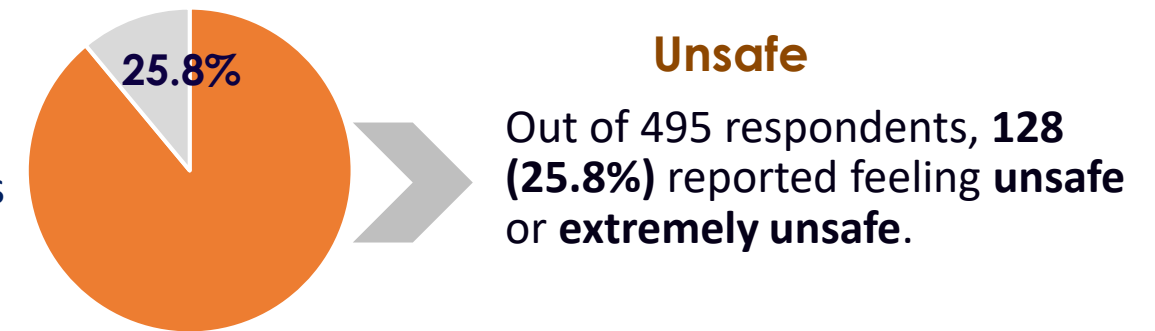
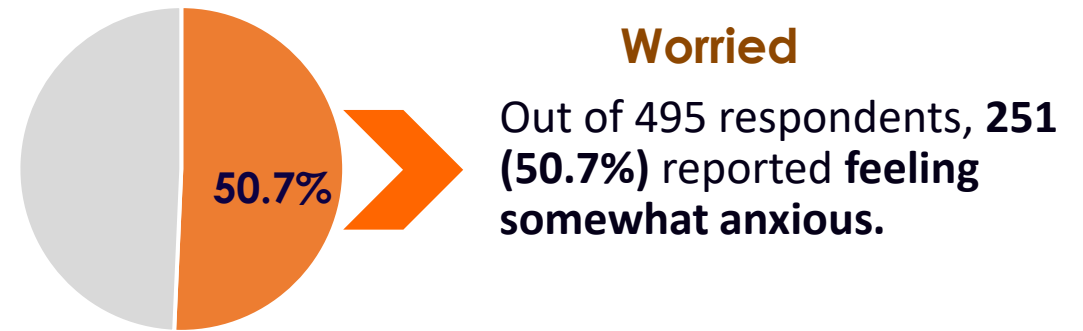


Out of **497** respondents, **60.6 %** were aware of where or to whom to report election irregularities or violence, while **39.4 %** were not.

## Are there enough minority candidates in the upcoming national election?




## How Safe Do You Feel When Participating in Elections?



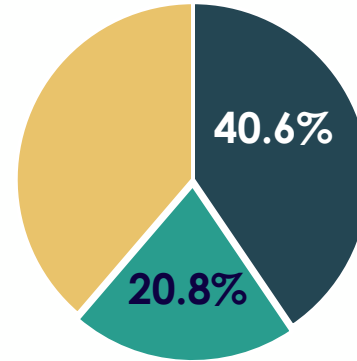
# Culture of Fear

## Self-Silencing


### Experienced Discrimination in the Electoral Process



Out of 500 respondents, **104 (20.8%)** reported **discrimination**, including **ignored political demands, voting obstacles**, or **discrimination** in party nominations.



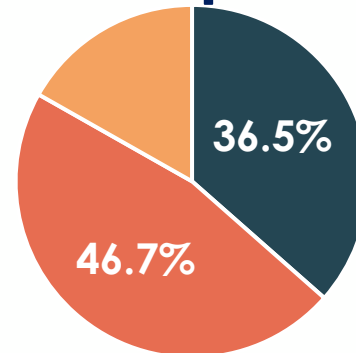
Out of 500 respondents, **203 (40.6 %)** chose **not to comment** on experiences of **discrimination** during **political or electoral participation**.




### Barriers to Political Participation



Out of 499 respondents, **233 (46.7%)** reported **facing barriers to political participation**



Out of 499 respondents, **182 (36.5%)** chose **not to comment** on **barriers to political participation**.







**Political parties** treat minorities mainly as **vote banks**, remain **weak** within party **decision-making** structures.



**Deep institutional distrust** reinforces a **culture of silence** and **non-reporting**.



**Democratic reforms** remain **exclusionary**, with minority voices rarely consulted.

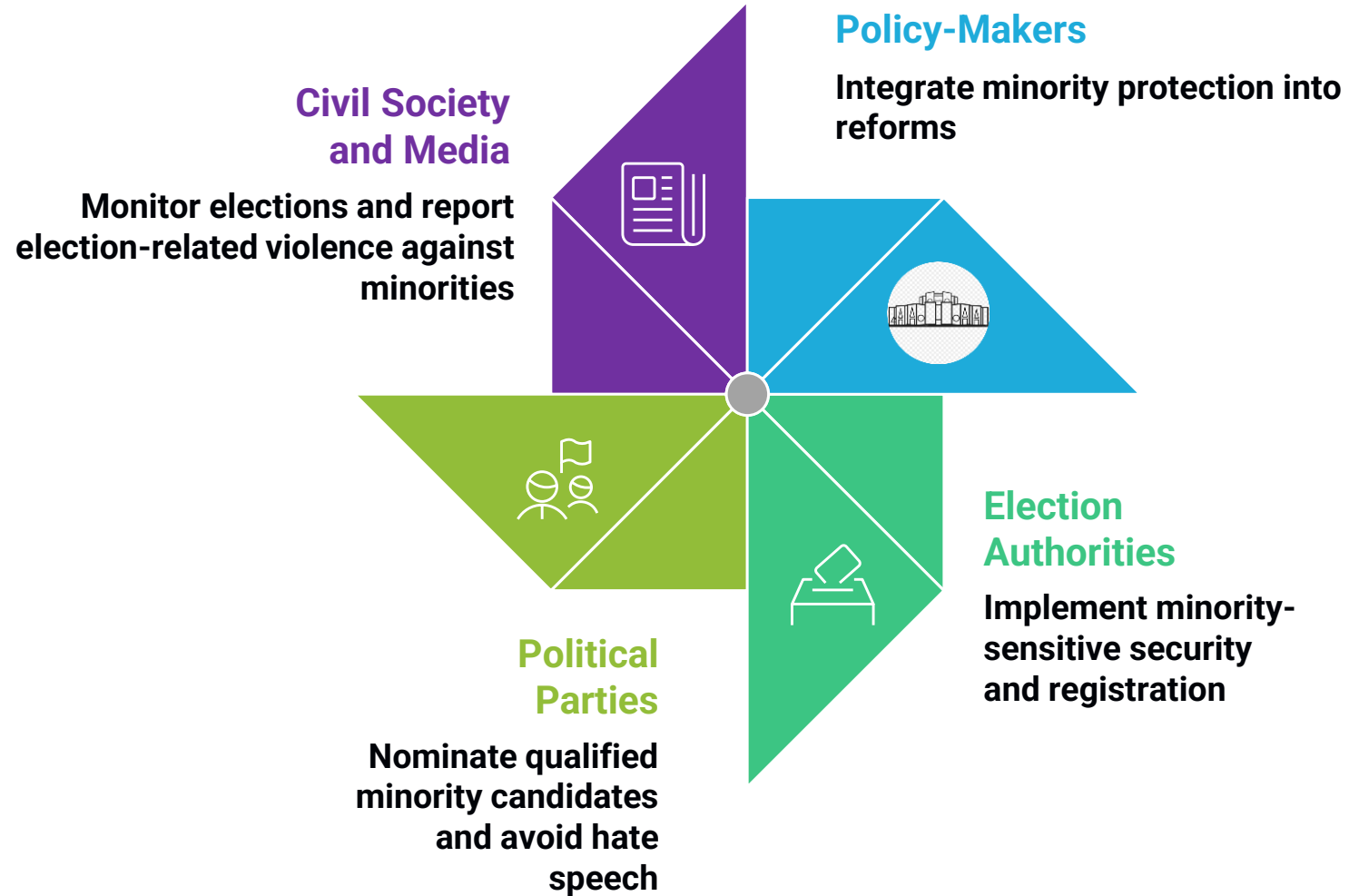


**Fear and insecurity** shape minority **political behavior** during **elections**.



**Major Findings from KIIs  
& Roundtable Discussions**

## Recommendation



# Thank You



**Web**

**[www.cgs-bd.com](http://www.cgs-bd.com)**



**Phone**

**+8801819890136**



**Mail**

**[info@cgs-bd.com](mailto:info@cgs-bd.com)**